



The Endo Center of Elgin
745 Fletcher Drive
Elgin, IL 60123

Algonquin Road Surgery Center
2550 West Algonquin Rd
Lake in the Hills, IL 60156

Advocate Sherman Hospital
1425 North Randall Rd
Elgin, IL 60123

AMITA Health St Joseph Hospital
77 North Airlite
Elgin, IL 60123

Northwestern Medicine Huntley Hospital
10400 Haligus Rd
Huntley, IL 60142

COLONOSCOPY INSTRUCTIONS (SUPREP – Procedure before or at 11 AM)

Scheduled Date: Time: Arrive at: Doctor:

If you have questions, please call the offices at 1-847-888-1300.

****If you take anti-coagulants/blood thinners (for example: Coumadin, Plavix, Pradaxa, Xarelto, Eliquis, Effient, Brilinta, etc.) or Insulin, please notify our office at least 10 days prior to your procedure.**

****Please inform us if you weigh greater than 250 lbs., have kidney disease, congestive heart failure, artificial heart valves, a pacemaker or defibrillator (AICD), sleep apnea, or cirrhosis.**

**** Please discontinue iron or fiber supplements, seeds, nuts, popcorn, and raw vegetables one week before your colonoscopy.**

****IT IS VERY IMPORTANT THAT YOU REFER TO THESE PREP INSTRUCTIONS FROM YOUR DOCTOR REGARDING WHEN YOU NEED TO STOP EATING AND DRINKING. DO NOT FOLLOW THE INSTRUCTIONS THAT YOU RECEIVE FROM THE PHARMACY or WHAT IS ON THE PREP PACKAGE.**

THE DAY BEFORE YOUR COLONOSCOPY: The day before your colonoscopy is when you will start your preparation. The colon needs to be as clean of stool as possible. If this cannot be achieved, the test may be incomplete and abnormalities may be missed.


1. DRINK ONLY CLEAR LIQUIDS ALL DAY (No solid food):

It is important to prepare your body with plenty of clear liquids before the prep. The explanation of a clear liquid diet is anything you can see through if held up to a light.

APPROVED CLEAR LIQUIDS LISTED BELOW:


- Water, Black Coffee or Black Tea (no cream or artificial cream)
- Strained fruit juices WITHOUT pulp (for example: apple, white grape)
- Clear Broth or Bouillon (for example: chicken or beef or vegetable broth)
- Carbonated or noncarbonated CLEAR soft drinks (for example: Sprite, ginger ale)
- Gatorade, Kool aid or lemonade with no pulp (NO RED OR PURPLE)
- Plain Jell-O (without fruit or toppings) (NO RED OR PURPLE)
- Popsicles (NO RED OR PURPLE)
- NO DAIRY PRODUCTS
- NO ALCOHOLIC BEVERAGES

TAKING THE PREP: FIRST DOSE OF SUPREP

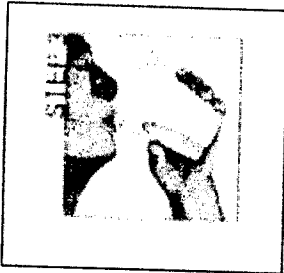


STARTING BETWEEN 4-6PM


Step 1: Pour 1(one) 6oz (ounce) bottle of SUPREP liquid into the mixing container.



Step 2: Add cool drinking water up to the 16 ounce line on the container and mix. You may add Crystal Light Lemonade if desired. **Be sure to dilute the SUPREP liquid as shown at the left before drinking.** Mix solution ahead of time and refrigerate to improve the taste.



Step 3: Drink all the liquid in the container. You may prefer to drink the liquid through a straw.



Step 4: You must drink **two** more 16 oz. (ounce) glasses of water/clear liquid over the next hour.

TAKING THE PREP: SECOND DOSE OF SUPREP

STARTING AT 12 AM (midnight): REPEAT STEPS 1 THROUGH 4, drinking the entire prep solution and the two extra 16 ounce glasses of water/clear liquid to follow. You must finish drinking all liquids by 4am.

- Bowel movements usually start within 1 or 2 hours after you begin drinking and usually continue for 1 or 2 hours after you finish.
- It is normal to feel full and somewhat bloated while you are drinking the prep. If you become nauseated and vomit, slow your pace of drinking. Nausea and vomiting is common with the prep.
- If you find you cannot tolerate the prep, then please call our answering service to discuss with the doctor on call. (1-847-888-1300)

THE DAY OF THE PROCEDURE:

In the morning, you should use inhalers, and take heart, blood pressure, seizure, anti-anxiety, and respiratory medications with a sip of water, enough to swallow them (*no blood thinners or oral diabetic medications*). You should wake up early and take these **at least 2 hours** before your test, even if you are having an EGD with your colonoscopy.

On the morning of the procedure you may pass some cloudy or dark liquid stool. This is common and not something to be concerned about. If you drank the prep until your stool was clear the day before, your prep is probably fine.

Female patients of childbearing age will be required to provide a urine specimen for a pregnancy test prior to anesthesia the day of the procedure. Please avoid urinating prior to arrival the day of your procedure to prevent delay or possible cancellation.

TRANSPORTATION HOME:

Because of the medications you will be given during the procedure, you will need someone to drive you to the facility and then drive you home. You will not be able to use a taxi or bus. The test may be cancelled if you do not have a driver. There will be no exceptions. After the procedure, you may resume driving the next day unless your doctor instructs you differently. If you have any questions, please call our office at 1-847-888-1300



The Endo Center of Elgin
745 Fletcher Drive
Elgin, IL 60123

Algonquin Road Surgery Center
2550 West Algonquin Rd
Lake in the Hills, IL 60156

Advocate Sherman Hospital
1425 North Randall Rd
Elgin, IL 60123

AMITA Health St Joseph Hospital
77 North Airlite
Elgin, IL 60123

Northwestern Medicine Huntley Hospital
10400 Haligus Rd
Huntley, IL 60142

COLONOSCOPY INSTRUCTIONS (SUPREP – Procedure after 11 AM)

Scheduled Date:

Time:

Arrive at:

Doctor::

If you have questions, please call the offices at 1-847-888-1300).

****If you take anti-coagulants/blood thinners (for example: Coumadin, Plavix, Pradaxa, Xarelto, Eliquis, Effient, Brilinta, etc.) or Insulin, please notify our office at least 10 days prior to your procedure.**

****Please inform us if you weigh greater than 250 lbs., have kidney disease, congestive heart failure, artificial heart valves, a pacemaker or defibrillator (AICD), sleep apnea, or cirrhosis.**

**** Please discontinue iron or fiber supplements, seeds, nuts, popcorn, and raw vegetables one week before your colonoscopy.**

****IT IS VERY IMPORTANT THAT YOU REFER TO THESE PREP INSTRUCTIONS FROM YOUR DOCTOR REGARDING WHEN YOU NEED TO STOP EATING AND DRINKING. DO NOT FOLLOW THE INSTRUCTIONS THAT YOU RECEIVE FROM THE PHARMACY or WHAT IS ON THE PREP PACKAGE.**

THE DAY BEFORE YOUR COLONOSCOPY: The day before your colonoscopy is when you will start your preparation. The colon needs to be as clean of stool as possible. If this cannot be achieved, the test may be incomplete and abnormalities may be missed.


1. DRINK ONLY CLEAR LIQUIDS ALL DAY (No solid food):

It is important to prepare your body with plenty of clear liquids before the prep. The explanation of a clear liquid diet is anything you can see through if held up to a light.

APPROVED CLEAR LIQUIDS LISTED BELOW:


- Water, Black Coffee or Black Tea (no cream or artificial cream)
- Strained fruit juices WITHOUT pulp (for example: apple, white grape)
- Clear Broth or Bouillon (for example: chicken or beef or vegetable broth)
- Carbonated or noncarbonated CLEAR soft drinks (for example: Sprite, ginger ale)
- Gatorade, Kool aid or lemonade with no pulp (NO RED OR PURPLE)
- Plain Jell-O (without fruit or toppings) (NO RED OR PURPLE)
- Popsicles (NO RED OR PURPLE)
- NO DAIRY PRODUCTS
- NO ALCOHOLIC BEVERAGES

TAKING THE PREP: FIRST DOSE OF SUPREP



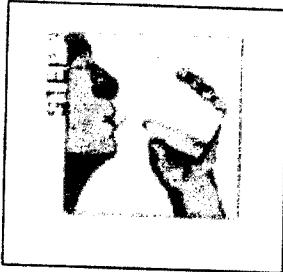
STARTING BETWEEN 4-6PM

Step 1: Pour 1(one) 6oz (ounce) bottle of SUPREP liquid into the mixing container.




Step 2: Add cool drinking water up to the 16 ounce line on the container and mix. You may add Crystal Light Lemonade if desired.

Be sure to dilute the SUPREP liquid as shown at the left before drinking. Mix solution ahead of time and refrigerate to improve the taste.



Step 3: Drink all the liquid in the container. You may prefer to drink the liquid through a straw.



Step 4: You must drink **two** more 16 oz. (ounce) glasses of water/clear liquid over the next hour.

TAKING THE PREP: SECOND DOSE OF SUPREP

BEGINNING between 4-5AM the day of the procedure: REPEAT STEPS 1 THROUGH 4, drinking the entire prep solution and two extra 16 ounce glasses of water/clear liquid to follow. You must finish drinking all liquids by 7am.

- Bowel movements usually start within 1 or 2 hours after you begin drinking and usually continue for 1 or 2 hours after you finish.
- It is normal to feel full and somewhat bloated while you are drinking the prep. If you become nauseated and vomit, slow your pace of drinking. Nausea and vomiting is common with the prep.
- If you find you cannot tolerate the prep, then please call our answering service to discuss with the doctor on call. (1-847-888-1300)

THE DAY OF THE PROCEDURE:

In the morning, you should use inhalers, and take heart, blood pressure, seizure, anti-anxiety, and respiratory medications with a sip of water, enough to swallow them (*no blood thinners or oral diabetic medications*). You should wake up early and take these **at least 2 hours** before your test, even if you are having an EGD with your colonoscopy.

On the morning of the procedure you may pass some cloudy or dark liquid stool. This is common and not something to be concerned about. If you drank the prep until your stool was clear the day before, your prep is probably fine.

Female patients of childbearing age will be required to provide a urine specimen for a pregnancy test prior to anesthesia the day of the procedure. Please avoid urinating prior to arrival the day of your procedure to prevent delay or possible cancellation.

TRANSPORTATION HOME:

Because of the medications you will be given during the procedure, you will need someone to drive you to the facility and then drive you home. You will not be able to use a taxi or bus. The test may be cancelled if you do not have a driver. There will be no exceptions. After the procedure, you may resume driving the next day unless your doctor instructs you differently. If you have any questions, please call our office at **1-847-888-1300**